



COIN RUBBING CHALLENGE



Thank you for downloading the Devil's Porridge Coin Rubbing Challenge designed for Autism Awareness Week 2021!

WHY COINS?

People learn in different kinds of ways, such as through seeing, hearing, physical interaction and reflection. People with autism often excel at least one of these kinds of learning.

Our coin rubbing challenge is designed to appeal to visual (seers) and kinaesthetic (feeling) learners.

THE CHALLENGE

Coins throughout time and across the world have feature an array of designs imprinted into metal. You can see a coin's design, but you can also feel it. Lumps and ridges in the metal surface of the coin are used to create the design.

Here are some examples of modern coins with interesting designs.






COIN RUBBING CHALLENGE



By placing a piece of paper over a coin and colouring over it with a coloured pencil, we can take an impression of the design.

Colouring pencils work better than crayons or pens, but you can experiment with different materials if you'd like to!



- How many coins can you find around your home?
- Some designs leave better impressions than others. Can you work out why?
- Of the coins you found, which are the most unusual?
- Of the coins you found, which are your favourites?





COIN RUBBING CHALLENGE



BONUS ACTIVITY

We can use our rubbings to make pictures out of the different coin shapes. You can see below how I've made a flower, and in the other picture I've used the coins to make the wheels of a bicycle.



What pictures can you make from your coins?

SHARE WITH US

Share your rubbings and coin pictures with us on social media under the hashtag #devilsporridgechallenge or by tagging @devilsporridge.

Alternatively, you can email your pictures to devilsporridgechallenge@gmail.com and we can post them on social media for you!